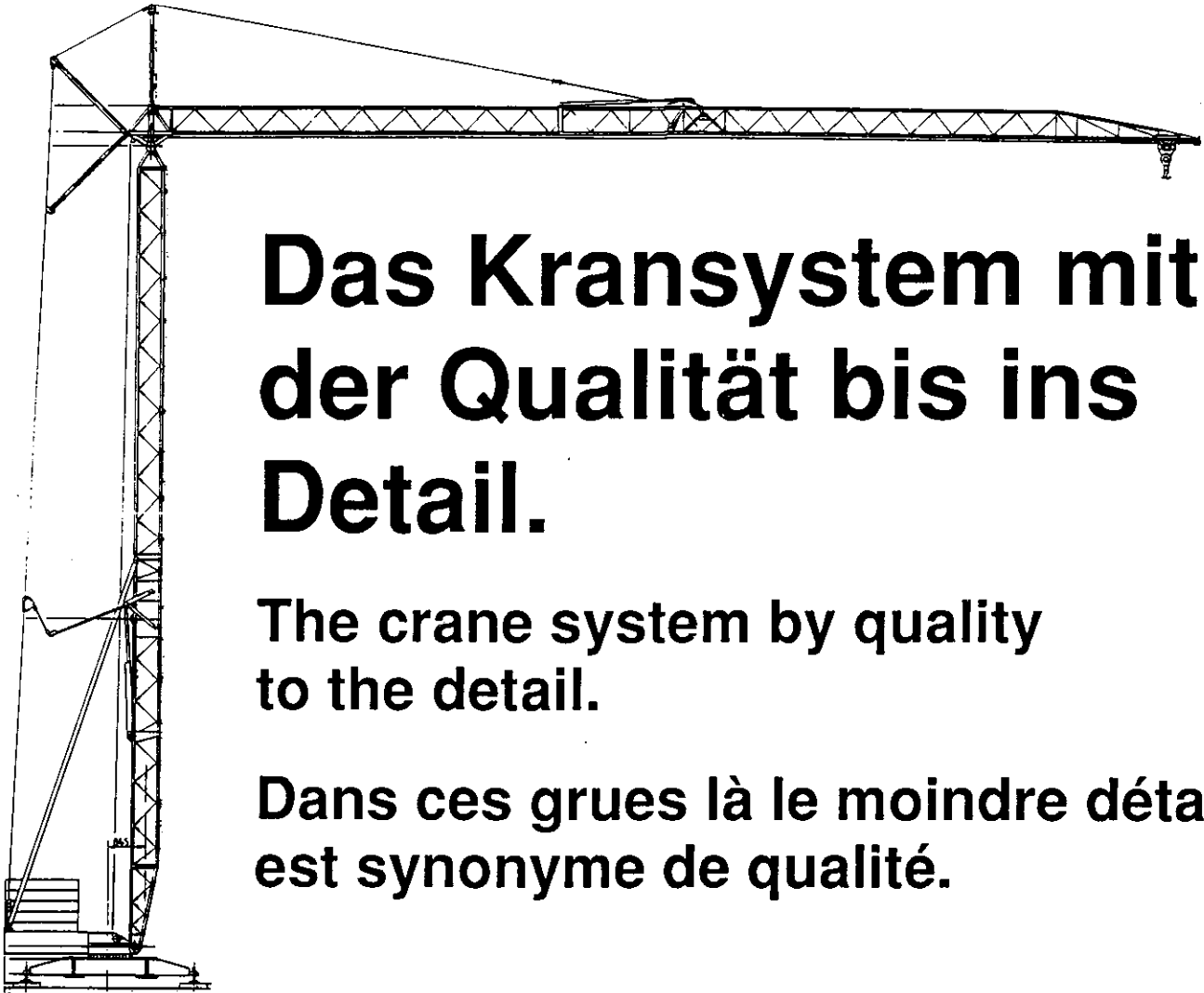


Turmdrehkran K 25 hydro

Tower Crane

Grue à tour



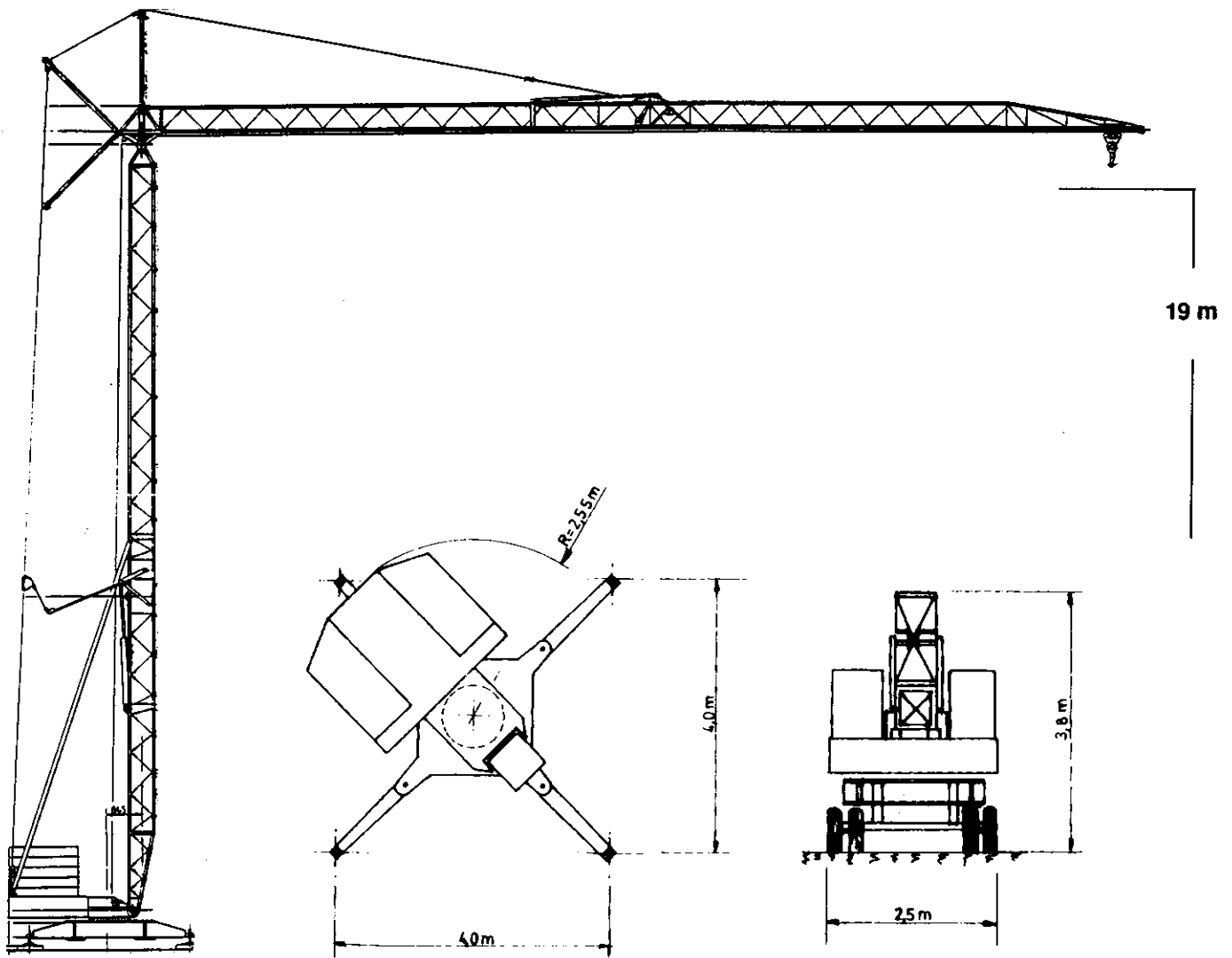
**Das Kransystem mit
der Qualität bis ins
Detail.**

**The crane system by quality
to the detail.**

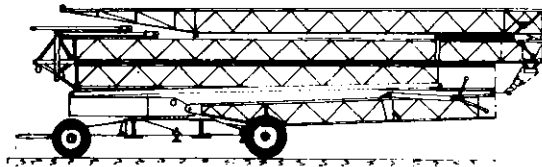
**Dans ces grues là le moindre détail
est synonyme de qualité.**



KÖNIG-KRANE
Made in Germany



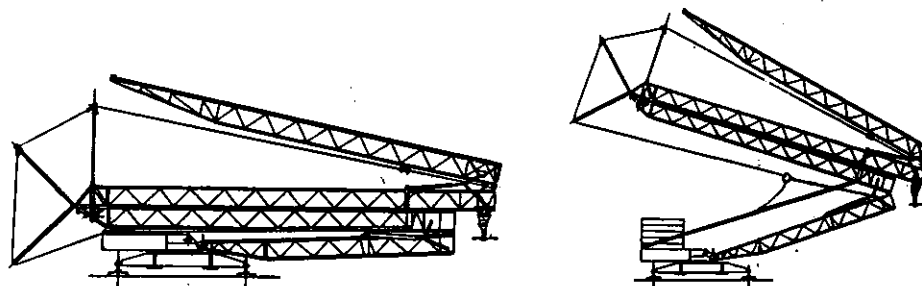
Eckdruck
Reactions
Réactions 12,4 t




Transportgewicht
Road transport weight 16 000 kg
Poids de transport






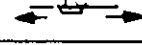

Abnehmbarer Ballast
Counterweight removable 7 000 kg
Charge déplaçable

Teilballastverfahrbar
Transportable with partial counterweight
Acharge partiellement déplaçable



K 25 hydro Technische Daten - Technical data Caractéristiques techniques

Ausleger Länge Length of jib Longueur de flèche m	Ausladung und Tragfähigkeit Radius and capacity Portée et charge												Waagerechte Auslegerstellung											
																								
kg	14,1	15	16	17	18	19	20	21	22	23	24	25	2000	1840	1700	1580	1480	1390	1300	1230	1130	1100	1050	1000

			
		45 m/min. - 1000 kg (11 KW)	
		22,5 m/min. - 2000 kg (9 KW)	
		6 m/min. - 2000 kg (3,5 KW)	
		0,9 KW - 30m/min.	
		2 KW - 0 - 1 U/min.	
			380 V Gesamtanschlußwert 13,9 KW

Gegengewicht
Conterweight 12 000 kg
Contrepoids

Konstruktionsgewicht
Dead weight 9 000 kg
Poids de la construction

